

Eighth-grade Enrichment Project

This work for the last 2 weeks of school is for enrichment only. But we would love for you to do this project to show what you have gotten out of our class this year. This is a fun project where you get to use your imagination and creativity and we would like to see the results of it.

GOOGLE CLASSROOM INFO:

You MUST use your 300number@student.amphi.com account to log into this. You cannot log into a school google classroom account using a personal email. It will not work. If you cannot remember your 300 number email or text your teacher.

Directions:

Throughout the year, you have learned about many historical people, locations, and events. For this project, select your favorite social studies topic and your desired project. Use the attached assignment chart to choose your role and your project. However, you are not limited to the list and can create your own ideas. You should create a two-week plan. Add as many details as possible (who, what, where, when, how, why), and what you found most interesting. You may use your class notebooks, handouts, assignments from Google Classroom, interview friends and family online, or research to gather more ideas and facts. Be creative.

After you finish your project, consider taking a picture of it and sharing it with the people in your life.

IF you need assistance on the project contact your teacher, their information is below.





Please share your story with us: Do one of the following:








1. Take picture or scan of your project and submit it to Google Classroom
2. Take a picture or scan of your project and email it to your teacher.
 - a. Charles= ccharles@amphi.com
 - b. Coleman= icoleman@amphi.com
 - c. Sullivan= psullivan@amphi.com
3. Take a picture and text it to your teacher at the following number. Include your name so we know who it is from.
 - a. Charles -(480) 744-5503
 - b. Coleman- (520)-314-9691
 - c. Sullivan- Text to Mercillott he will forward it. (520)-314-7996














DO NOT RETURN the paper copy to school. We can only take electronic submissions of this work.





Eighth-grade Enrichment Project

From the lists choose your role and your project.

	Detective: A detective closely examines historical facts and puts them together in many forms. They work with charts to present information clearly and logically. They enjoy answering questions and finding details.
	Artist: An artist focuses on pictures to learn about the past. They produce drawings to present information to others in unique ways. They enjoy creating work that shows off their skill and talent.
	Profiler: A profiler is mostly interested in people and how they think. They like to imagine themselves in historical situations and write about how they would have reacted. They usually present their information through short writings.
	Specialist: A specialist in history uses all three of the above skills to create projects that appeal to many people. They are interested in all aspects of history and present their ideas in complex projects.

Assignments		
1. Poetry		Choose 2-3 forms of poetry from the World History toolbox to complete using information from the unit being studied.
2. Annotated Illustration		Draw a full-page, colored picture of a historical object, person, or event. Neatly write the title and year. Write a minimum of 6 annotations to describe various parts of your drawing
3. Sensory Figure		Draw and color a person or type of person from the time period being studied. Then use what you have learned to write what they would see, hear, taste, touch, feel, and how they would feel about their life or the times they live.
4. Illustrated Simile		Make a comparison between something you are learning about in history with something else, draw and color a picture, and write a paragraph that explains the similarities in detail. For example, "The Roman Empire was like an octopus because...."
5. Be The Thing		Write a short explanation of life experiences as if you were a particular object from history (for example: Da Vinci's paintbrush, a Roman soldier's shield, a knight's armor, etc.) Your response must 1) be at least two complete paragraphs, 2) describe the purpose and function of the object, 3) describe how the object might feel or what it might be thinking, 4) mention the historical situation it was found/used in.
6. Bumper Sticker		Create a bumper sticker about a specific topic. Requires high creativity. Your bumper sticker must: 1) be related to the unit, 2) be colorful, 3) include a paragraph explaining what your bumper sticker means and why you wrote it.
7. Cause & Effect Chain		Describe two causes and two effects of a historical event. Requires any event with obvious causes and effects.

8. Creative Line Art		Highly recommended assignment. Come to Mr. McGuffee with a blank sheet of paper. Using the random shapes and scribbles, create a scene depicting something we studied in the unit. Your work should be in full color. Include a paragraph explaining what you drew and a few historical facts about it.
9. Day Planner		Write out a daily schedule for a person living in a historical civilization. This explains what a typical person in a civilization would do throughout their entire day. Start with the hour they would probably wake up. End with the hour they would probably go to sleep. Include an entry for each hour between waking and going to sleep. Each entry needs to be a complete sentence that provides detail.
10. Epitaph/Gravestone		Draw a headstone for the historical character or civilization On the tombstone write: Here lies..... Born..... Died..... Famous For/Remembered For.....
11. Historical Ad		Create a print advertisement for a piece of technology from the time period studied. Look at magazine or newspaper ads for ideas about how to format your advertisement. Your ad must include 1) a full-color drawing of the item or location of the event, 2) why people would be interested, 3) a price, 4) a description of what the item does, 5) a made-up quote from someone living at the time.
12. History Report Card		Give grades to a historical figure based on certain “subjects” assigned by your teacher. Ask Mr. M. if you would like to complete this assignment.
13. Picture Analysis		Choose a picture from the unit and answer the “Analyzing Photographs” questions from your History Toolbox. Include the picture you are analyzing.
14. Icon Frame		Using an Icon Frame, choose an event or person from the time period being studied to explore in more detail. Choose 4 icons of depth and complexity to draw and complete—one for each of the four sides of your icon frame.
15. Postcard		A postcard is a photograph people often send while on vacation. It shows the people back home what they are missing and includes a brief note. Get a handout from Mr. M. to complete your postcard on.
16. TXT MSG SumRE		Imagine you're sending a summary of a historical event to a friend via text message. Write the summary in text message language. Pretend you're directly involved in the event. Use abbreviated words when appropriate. Include all key points of the event. Be short and to the point, but still at least one paragraph. Include the regular, non-text version so an old guy like me can understand what the heck it says.
17. Primary Source Analysis		Find and analyze a primary source from the unit being studied and use the appropriate questions from your History Toolbox to answer. Include the primary source with your analysis.
18. Venn Diagram		Create an illustrated Venn Diagram to compare and contrast two historical figures, events, ideas, or civilizations. Your work must include at least 4 statements/details in each of the three sections of your Venn Diagram and 4 colored pictures for the assignment.
19. Wanted Poster		Create a wanted poster for a figure in history. Your poster must include 1) a sketch of what the person probably looks like, 2) a reward amount and description of the specific crime the person did, 3) a made-up quote from a person living at the time showing what people might have said about this person, 4) the approximate date this poster would have been found, 5) be in full color.
20. You Are There Letter		Write a letter to a historical figure giving them advice on a problem they are facing. Your letter should include any key terms of people involved with the event in some way. Address your letter properly, briefly explain the situation in one paragraph, and

		give advice on how the person should deal with the problem.
21. Stuff You Should Know		Research something from the time period being studied that we didn't go into great detail on. Complete a write-up and give a oral presentation to the class where you teach us about the topic. Your oral presentation should be less than 5 minutes.
22. What's On My iPod?		Create and explain a 5-7 song playlist that would be found on a historical character's iPod (not that anyone we study this year would have had one). Name the song and the singer, then provide analysis to explain why you chose that song for the historical character.
23. Editorial/ Political Cartoon		Create an editorial cartoon about a historic event, or current issue, or past or present problem. After you have completed your interpretive drawing, answer the following discussion questions about your cartoon: 1) What is the general subject of the cartoon? What is the cartoon describing? 2) What titles are or written messages are included? 3) Who are the characters and what do they represent? 4) What other symbols are used and what do they mean? 5) What is the cartoon's message?
24. Twitter Battle		Choose 2 historical figures that wouldn't have really liked each other and create a Twitter battle between them. Each character must have at least 3 tweets in the exchange. Make your assignment look like (be formatted like) the actual Twitter site.